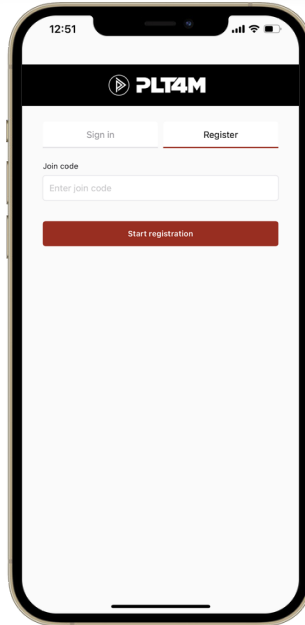


# HOW TO REGISTER FOR PLT4M

Here are the steps to register with the PLT4M app.

1

Download the PLT4M App by scanning the QR CODE

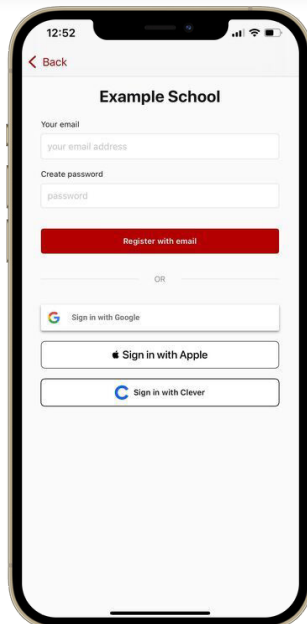


2

Choose Register, plug in your join code. Click **start registration**

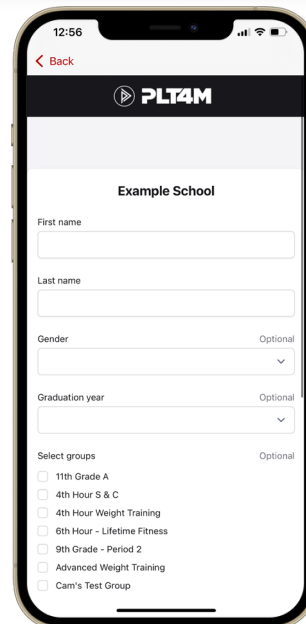
**YOUR SCHOOL JOIN CODE**

3



Enter your school email and create, click **register with email** or choose a **single sign option** available at your school

4



Enter your information and select your groups. Click **Done**

Here are the steps to register with the PLT4M website.



--

