
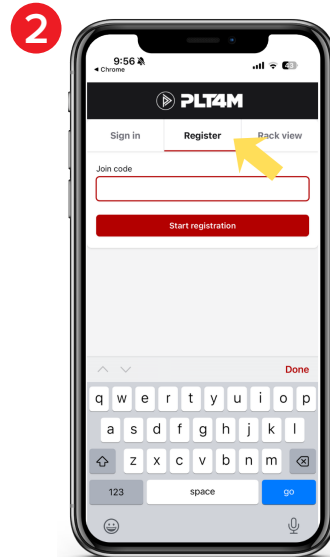


HOW TO REGISTER FOR PLT4M

Here are the steps to register with the *PLT4M app*.

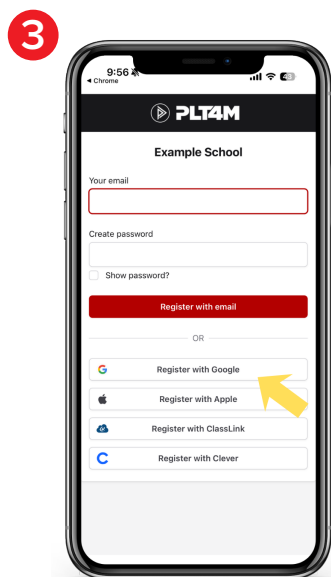


Download the PLT4M App by scanning the QR Code.

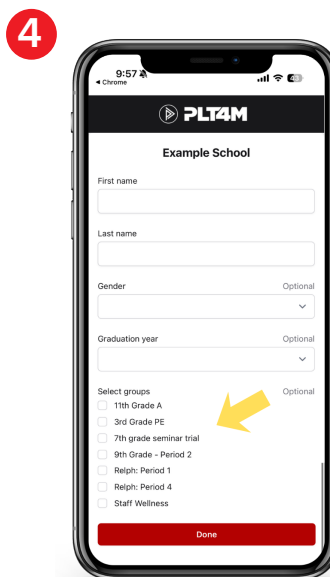


Select **Register**, enter your school's Join Code, and click **Start Registration**.

YOUR SCHOOL JOIN CODE:



Choose a single sign-on option **OR** enter your email and create a password.

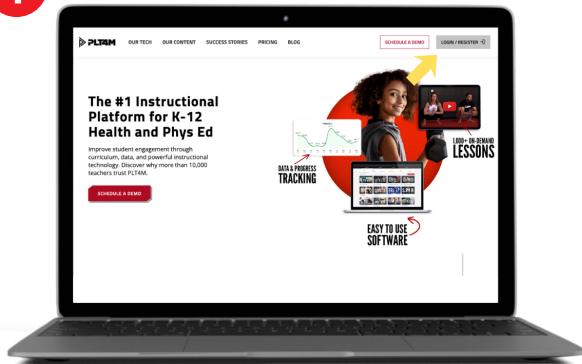


Enter your information, select your groups, and click **Done**.

HOW TO REGISTER FOR PLT4M

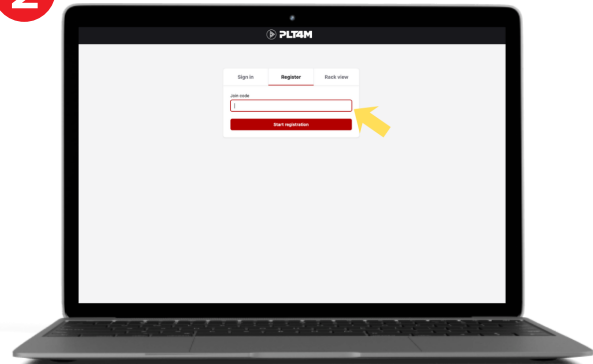
Here are the steps to register with the *PLT4M* website.

1



Go to **PLT4M.com** and click Login/Register.

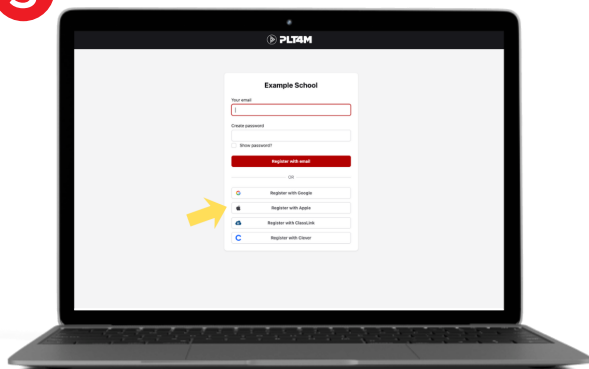
2



Select **Register**, enter your school's Join Code, and click **Start Registration**.

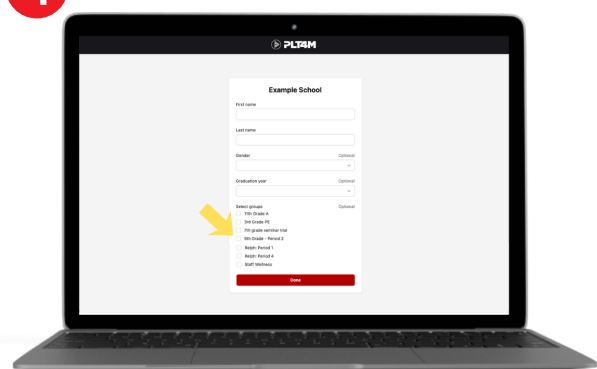
YOUR SCHOOL JOIN CODE:

3



Choose a single sign-on option **OR** enter your email and create a password.

4



Enter your information, select your groups, and click **Done**.